



Gaumard®
Simulators for Health Care Education



Trauma HAL® S3040.100

Rugged, Resilient, and Tetherless

- Durable and splash-proof
- Quadruple trauma limbs and bleeding wounds
- BleedSmart™ - real-time blood loss monitoring
- Real-time CPR monitoring and feedback
- Wireless and tetherless; fully functional even in transport
- Includes Trauma HAL® Simulation Learning Experiences™ scenario package

The ultimate simulation solution for emergency care training

Trauma HAL® is specifically engineered to meet the training needs of first responders, EMS, and in-hospital emergency teams. Trauma HAL helps teams engage in true-to-life training exercises to improve emergency preparedness, response, communication, and patient care.

Point-of-injury



Transport



Emergency



Med-surg



Versatile

Trauma HAL is tetherless and ruggedized, enabling immersive training in point-of-injury care, extraction, evacuation, mass casualty scenarios, patient transport, decontamination, and more.



Equipped and ready

Trauma HAL includes a wireless tablet PC preloaded with UNI® 3, accessories, 10 Simulation Learning Experiences™ scenarios, access to online training, and a one-year limited warranty.



Rugged design

Reinforced shoulder and hip limb joints specifically designed to support training exercises in real environments.



Proven design history

Trauma HAL S3040.100 features the latest iteration of the field-ready design initially developed for the HAL S3000, which underwent independent testing by the US Army Aeromedical Research Laboratory.



True-to-life anatomy and physiology

Trauma HAL features anatomically accurate landmarks, proportions, and a host of programmable vital signs to facilitate the development of skills transferable to real situations.

Train using real patient monitors and medical equipment

Monitor and provide care using native equipment. HAL supports real ECG monitors, capnometers, oximeters, BP cuffs, and defibrillators, just like a real patient.

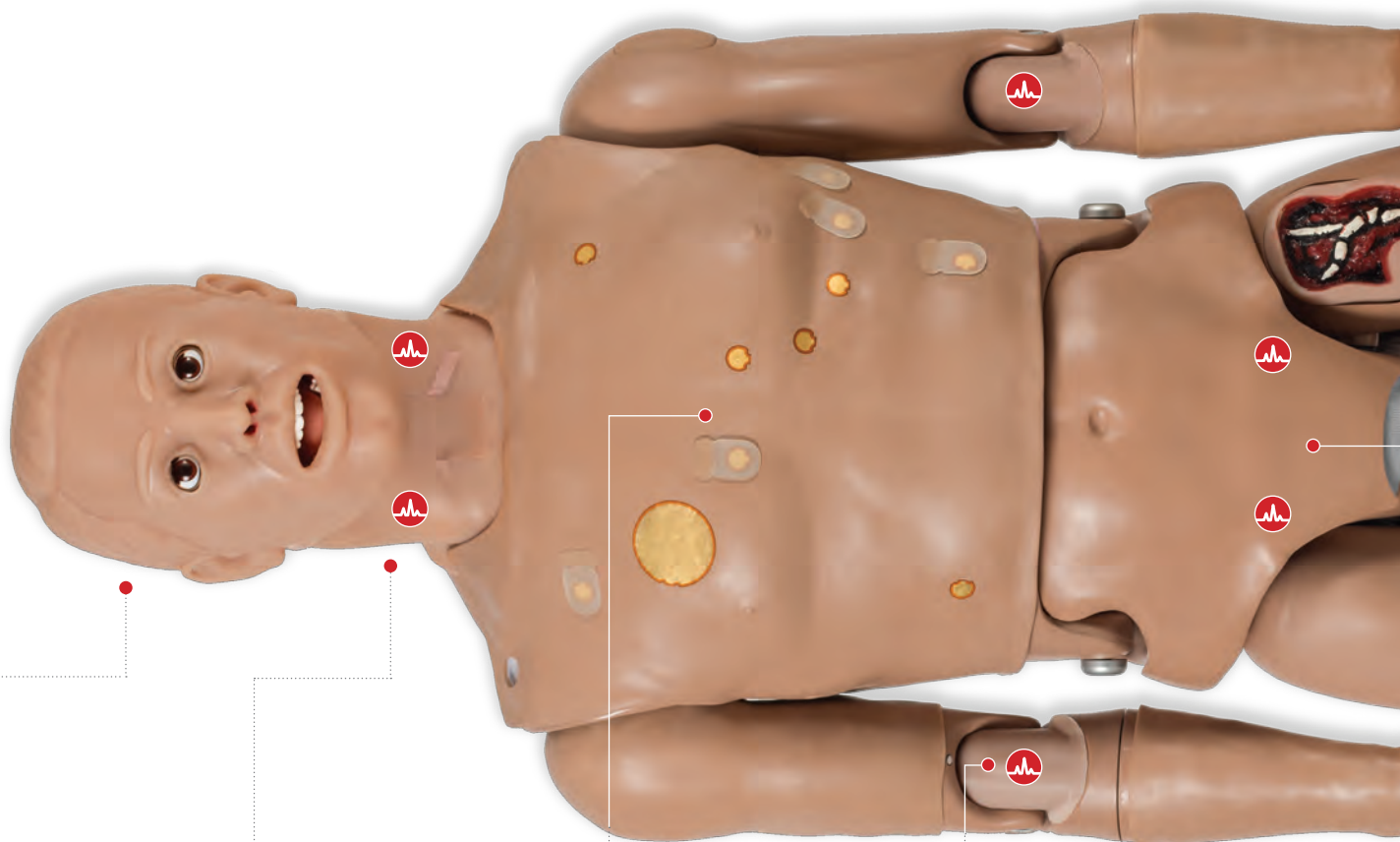
Deliver effective wound care and trauma management training

BleedSmart™ technology simulates realistic bleeding consistent with heart rate and blood pressure. Axilla and groin wounds respond to applied pressure, packing, and wound dressing. Trauma limbs stop bleeding when a tourniquet is properly applied.



Train in situ with wireless and tetherless technology

HAL's tetherless and wireless design allows for point-of-injury care, transport, and patient handoff training. HAL is self-contained, quiet, and fully operational on battery power.



Features



- **Splash-proof and rugged**
Fully functional during soap and water decon spray
- **Liquid suction**
Supports gastric and airway suctioning techniques
- **Secretions**
Ears, eyes, and mouth secretions
- **Wireless streaming audio**
Be the voice of HAL and hear caregiver responses



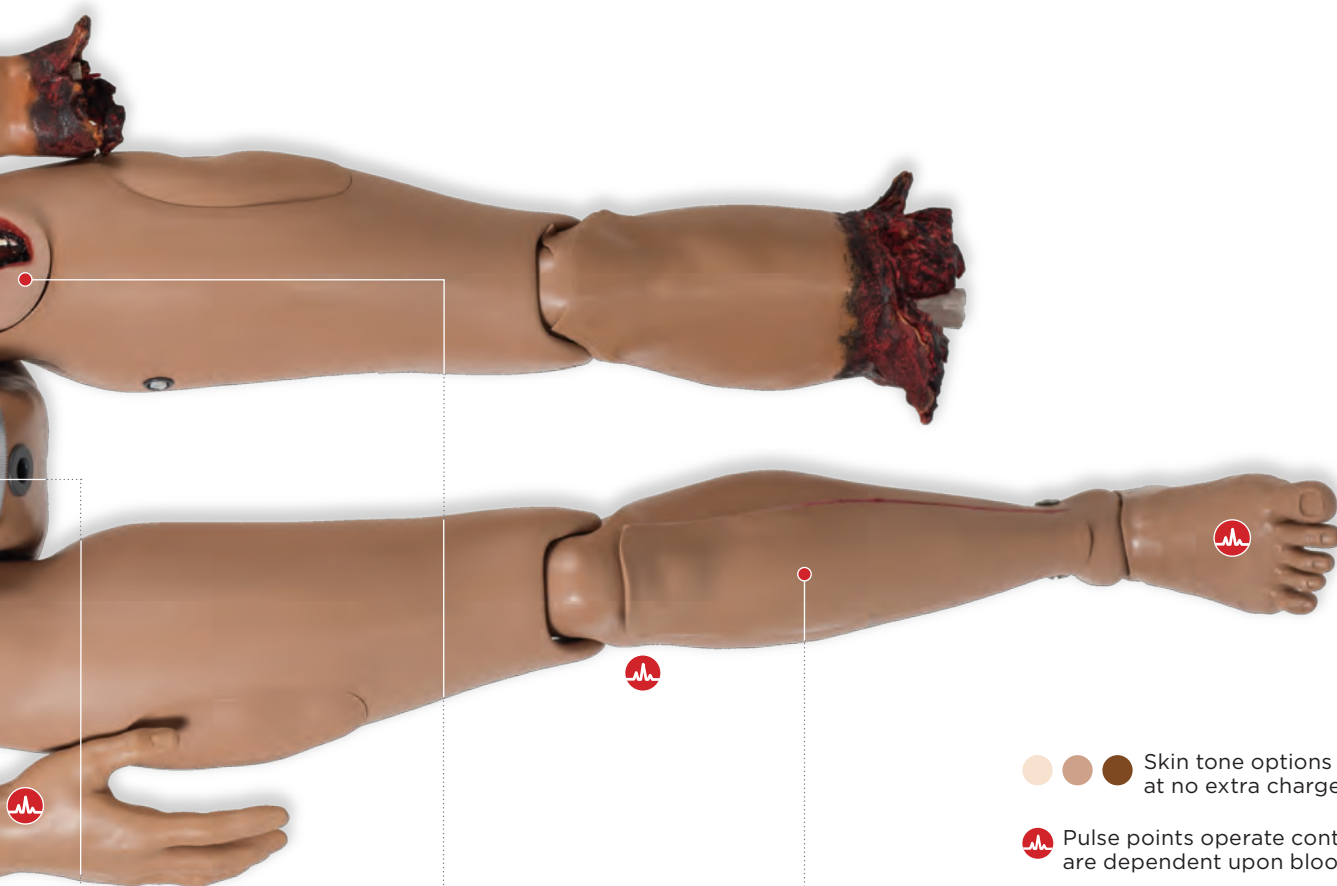
- **Central Cyanosis**
Programmable intensity of cyanosis
- **Active eyes**
Normal, miosis (constricted), and mydriasis (blown) pupil states
- **Independent left/ right pupil states**
Consensual and nonconsensual response
- **Difficult airway**
Programmable tongue edema, laryngospasm, and pharyngeal swelling





- **Chest tube insertion**
Supports bilateral chest tube placement
- **Surgical airway**
Cricothyrotomy, tracheotomy, and tracheal hook exercises
- **Needle decompression**
Needle insertion detection and audible hiss



- **Compatible with real devices**
 - » Defib and pace using real equipment and live energy
 - » Pulse oximetry
 - » 4-lead and optional 12-lead upgrade
- **Palpable pulses**
Carotid, brachial, radial, femoral, popliteal, and pedal pulses
- **Vascular access**
Sternal & Tibial IO, antecubital & peripheral IV



 Skin tone options available at no extra charge

 Pulse points operate continuously and are dependent upon blood pressure

Model S3040.100. Product shown with optional NIBP and 12-lead ECG upgrade.



- **Real-time CPR feedback**
Monitor CPR quality in real-time
- **Male urinary catheterization**
- **Bowel sounds in four quadrants**



- **Interchangeable trauma limbs**
Includes interchangeable healthy and trauma limbs
- **Axilla and groin wounds**
Bleeding wound sites respond to applied pressure
- **Pressure-sensitive femoral artery**
- **Blood pressure-dependent bleeding rate**



- **Tourniquet application**
Blood pressure and heart rate dependent bleeding
- **Internal 1.5-liter blood reservoir**



- **Wireless**
Fully operational on internal battery
- **Tetherless**
All operating components and blood reservoirs stored inside the body
- **Reinforced limb joints**
Rugged shoulder and hip joints allow dragging and carrying



Elevate your training with the all-new UNI® 3

UNI 3 is our most capable patient simulator control software ever. Manage vitals, track performance, and debrief with faster and easier-to-use tools designed to help you facilitate even complex scenarios with ease.

Unified control platform

UNI 3 powers all PC-controlled Gaumard simulators, making it simpler to operate different Gaumard models and manage scenarios.

Powerful physiological controls

Easily adjust vital signs on-the-fly or automate physiological changes and responses using the included turnkey Simulation Learning Experiences™ scenarios.

Scenario designer

Create your own custom scenarios tailored to your learning objectives and offer participants a wide range of standardized, repeatable learning events.

12-lead EKG designer

Design your own rhythm using the point-by-point PQRST wave editor or generate a simulated myocardial infarction using the interactive 3D heart model (12-lead chest skin required).

Real-time CPR feedback

Monitor CPR performance metrics in real-time, enhance training with audible cues, and export performance reports.

Provider evaluation

Evaluate providers directly from UNI 3. Create interactive forms to assess participant performance and aid debriefing.

Time-stamped event log

Automated event tracking ensures important events are always captured so you can focus on the action.

Patient profiles

Create simulated patients with detailed active and past medical histories.

User management

Create users and manage access permissions for user-generated content, including scenarios, patient profiles, and more.

Lab results

Generate simulated lab results to enhance the fidelity of scenarios. Display lab results digitally on the optional Gaumard Vitals™ patient monitor or export to print.

Preconfigured and ready

UNI 3 is preconfigured on the lightweight control tablet PC included with your patient simulator package.

Complimentary webinar training

Sign up for live, instructor-led monthly webinar sessions and become a UNI 3 expert at your own pace.



Includes Trauma HAL® Simulation Learning Experiences™ scenario package.

The Trauma HAL Simulation Learning Experiences (SLEs) provide you with a library of ready-to-use, evidence-based scenarios designed to help you maximize participant learning through outcome-focused simulated clinical patient encounters. The package includes 10 SLEs, complete with a facilitator's guidebook for planning, setting up, and facilitating each learning experience:

- Airway trauma secondary to an IED detonation
- Acute respiratory distress syndrome secondary to motor vehicle crash
- Blast injury in a civilian setting
- Potential concussion or hypovolemia
- Fall-related injuries
- Gunshot wound to the chest
- Gunshot wound to the leg
- Traumatic limb amputation secondary to motorcycle crash
- Traumatic limb amputation and possible traumatic brain injury
- Traumatic multiple limb amputations with possible traumatic brain injury

Features

General

- Full-body adult, 70 inches (178 cm), 88 lbs. (40 kg)
- Rugged shoulder and hip joints allow dragging and carrying
- Splash-proof for CBRNE water spray decontamination
- Self-contained design; all operating components and blood reservoirs stored inside the body
- Wireless and tetherless control¹
- Fully operational on battery power² (AC power supported)
- Interchangeable trauma/healthy lower arms and legs
- Designed for fast scenario resets with automatic, self-refilling reservoir system
- Ruggedized for outdoor climate

Neurologic

- Blinking eyes and photosensitive pupils
- Software-controlled fluid secretion at ears, eyes, and mouth
- Mild and severe convulsions
- Wireless streaming audio. Be the voice of Trauma HAL and hear responses at distances up to 150 ft.
- Library of prerecorded responses
- Programmable custom verbal responses in any language

Airway

- Head tilt/chin lift
- Naso/orotracheal intubation: ETT, supraglottic airway, King LT
- Retrograde intubation
- Fiberoptic intubation
- Programmable difficult airway: tongue edema and pharyngeal swelling
- Laryngospasm with tight seal preventing intubation
- Surgical airway for cricothyrotomy, tracheotomy, and tracheal hook exercises
- Supports suctioning liquids from the airway and lungs
- Visible gastric distention with esophageal intubation

Breathing

- Visible chest rise with PPV
- Ventilation detection
- Shallow and deep needle decompression with audible hiss and needle placement detection up to 3.25in.
- Unilateral chest rise with right mainstem intubation
- Spontaneous chest rise and fall with normal and abnormal respiratory patterns
- Selectable anterior lung sounds
- Bilateral chest tube insertion

Cardiac

- Selectable normal and abnormal heart sounds
- Preprogrammed ECG rhythm library with customizable variations

- 4-lead ECG monitoring using real equipment (12-lead option available item S3040.100.120)³
- Defibrillation and pacing using real energy

CPR

- Real-time CPR monitoring and feedback
 - » Time to CPR, compression depth/rate, chest recoil, compression interruptions, ventilation rate, excessive ventilation, time to defibrillation, smart CPR voice coach
- Durable chest recoil design
- Real CO₂ exhalation capability³ (option S3040.100.078)

Circulation

- Programmable cyanosis
- Measure blood pressure using a real blood pressure cuff
- Detectable oxygen saturation using real pulse oximeters
- Antecubital IV access
- Bilateral carotid, radial, brachial (antecubital fossa), femoral, popliteal, and pedal pulses
- Blood pressure-dependent pulses
- Sternal IO infusion supports FASTI®
- Tibia IO access
- Bilateral deltoid and quadriceps IM injection sites

Trauma

- Quadruple trauma limbs: Interchangeable trauma lower arms and legs included
- Bleeding axilla and groin wounds detect applied pressure
- Blood pressure controlled bleeding rate
- Trauma site arterial bleeding synced with heart rate and blood pressure
- Arm and legs tourniquet sensors
- Pressure on femoral artery reduces or stops distal bleeding in leg
- On-board 1.5-liter blood reservoir
- Automatic self-refilling reservoir system
- On-screen blood loss monitor and reservoir level

Gastrointestinal

- Internal fluid bladder with male genitalia for catheterization
- Bowel sounds in four quadrants

UNI® 3 Unified Simulator Control Software

- Unified Interface Design
- Real-time CPR monitoring and feedback
- Integrated patient monitor view
- Scenario designer
- Preprogrammed scenario library
- Lab report designer
- Medication library with editor
- Questionnaire form designer
- Time-stamped event logging
- Provider actions tracker

Trauma HAL®

S3040.100.PK

Trauma HAL, wireless tablet PC preloaded with UNI 3 software license, Trauma HAL SLE courseware package, protective “bump” case, RF module, battery charger, L/R healthy lower arms and legs, L/R trauma lower arms and legs, axilla and groin wound inserts, replacement surgical tracheas, carrying case, hands-free blood refill bag, user guide. One-Year Limited Warranty. Extended service plans available. Skin tones available at no extra charge. Patented; other patents pending.

Bleeding Groin Gunshot Wound

S3040.100.109G

Bleeding groin gunshot wound insert.

CO₂ Exhalation

S3040.100.078

Real CO₂ exhalation.³

12-Lead ECG

S3040.100.120

Adds support for 12-lead ECG monitoring using real equipment. Adds UNI 3 PQRST wave editor and MI model.³

Auto NIBP Monitoring

S3040.100.069

Adds support for real NIBP monitoring.³

Gaumard Vitals™ Bedside Virtual Monitor

30080154B

Gaumard Vitals bedside virtual monitor. One Gaumard Vitals patient simulator license.

Gaumard Vitals™ Portable Virtual Monitor

30081003A

Gaumard Vitals portable virtual monitor. One Gaumard Vitals patient simulator license.

Care in Motion™ Mobile Video Debriefing System

CIM.PK

Care in Motion Tablet PC, 3 Battery-powered HD wireless cameras, 3 adjustable camera grips, transport case. One-Year Limited Warranty. Extended service plans available.

Request a quote

Sales / customer service

sales@gaumard.com

Website

www.gaumard.com

Toll-Free USA & Canada

Call 8:00 a.m. - 6:00 p.m. ET

Monday - Friday

800.882.6655

Worldwide

305.971.3790

About Gaumard

Gaumard is family owned and operated, and is the direct source for your health care education needs.

Place your order

By telephone or online at

www.gaumard.com

Warranty

Gaumard products are covered by a one-year limited warranty. Terms and conditions apply. Please visit www.gaumard.com for details.

Technical support

Available 8:00 a.m. to 6:00 p.m. ET

weekdays, or email us at

support@gaumard.com

Phone: 305.971.3790

Online support 24/7

Download articles, instructions, teaching tips. View instructional videos on demand.

Support

Gaumard offers repair services and parts. For more information visit www.gaumard.com



Gaumard®
Simulators for Health Care Education